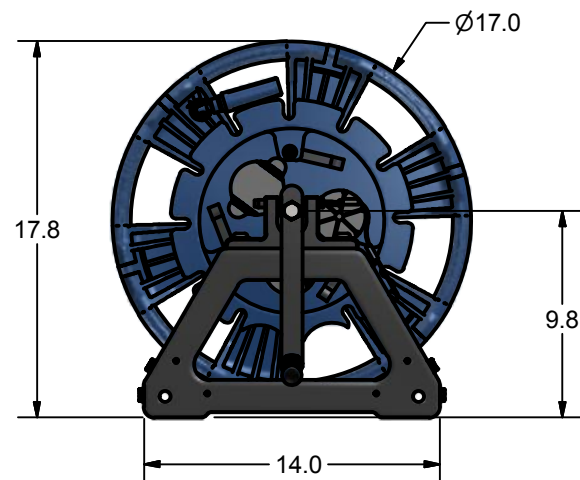
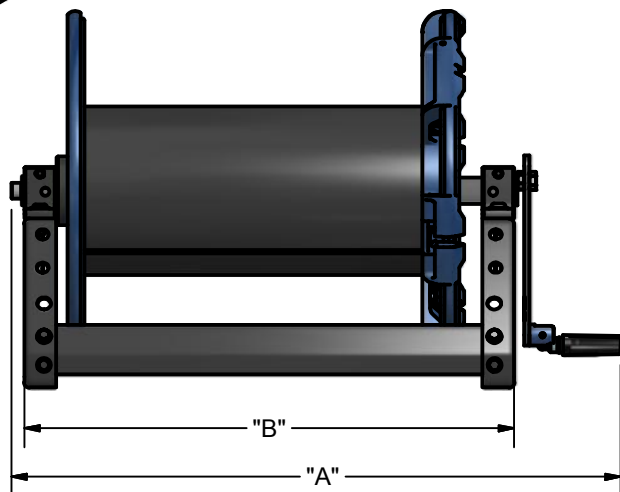
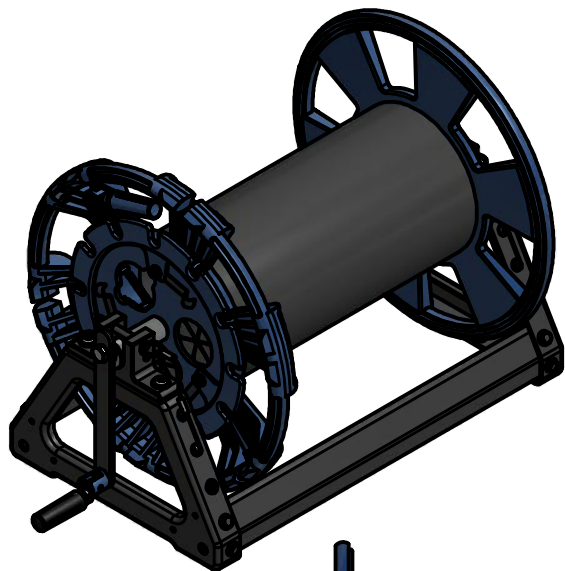


2

1

REVISION HISTORY

REV	DESCRIPTION	DATE	APPROVED
A	INITIAL RELEASE	3/12/2012	RP
B	ADDED 1250m VERSION	9/24/2014	RP
B1	ADD WEIGHT VALUES	11/14/2017	RP



NOTES: UNLESS OTHERWISE SPECIFIED

1. MATERIAL:

- BASE: STEEL
- AXLE/HANDLE: ALUMINUM
- HARDWARE: STAINLESS STEEL

2. FINISH: POWDER COATED BLACK

B1

PART NUMBER CONFIGURATION				
PN	REEL	"A"	"B"	WEIGHT (LBS)
AAR-0750-X-X-B	AFO-0750	24.8	19.2	15
AAR-1000-X-X-B	AFO-1000	28.8	23.2	16
AAR-1250-X-X-B	AFO-1250	32.8	27.2	17

 THIRD ANGLE PROJECTION	DRAWN N. GUIFFAULT	1/23/2012	 OPTICAL CABLE CORPORATION FORMERLY APPLIED OPTICAL SYSTEMS 1700 Capital Ave., Suite 150 Plano, TX-75074 (972)509-1500 www.ocfiber.com
	CHECKED RP	3/12/2012	
	APPROVED RP	3/12/2012	
TITLE BASE FOR INTEGRATED AXLE REEL AFO-XXXX (REEL NOT INCLUDED) PRODUCT DRAWING			
THIS DOCUMENT IS THE PROPERTY OF OPTICAL CABLE CORPORATION AND CONTAINS PROPRIETARY INFORMATION AND SHALL NOT BE DISCLOSED TO OTHERS OR DUPLICATED IN PART OR FULL OR USED FOR ANY OTHER PURPOSES OTHER THAN IN SUPPORT OF OUR VENDOR/PURCHASER RELATIONSHIP		TOLERANCES Unless Otherwise Specified LINEAR ANGULAR .X ± .05 X ± 5° .XX ± .020 X.X ± 1° XXX ± .010	
All Dimensions are in inches DO NOT SCALE DRAWING		SIZE A	DWG NO AAR-XXXX-X-X-B
		SCALE NA	REV B1
		CAGE CODE: 335J8 DESIGN STATUS WorkInProgress	SHEET 1 OF 1